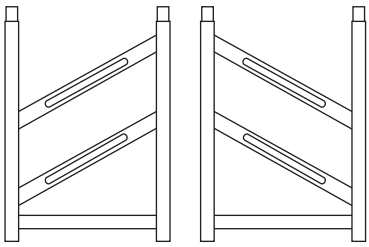



8739-3890 2 Tier Adjustable Shoe Rack

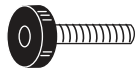


A 1 ea
Left side frame
(inside view)

B 1 ea
Right side frame
(inside view)



C 4 ea
Horizontal pole



D 8 ea
Screw



E 4 ea
Bottom cap

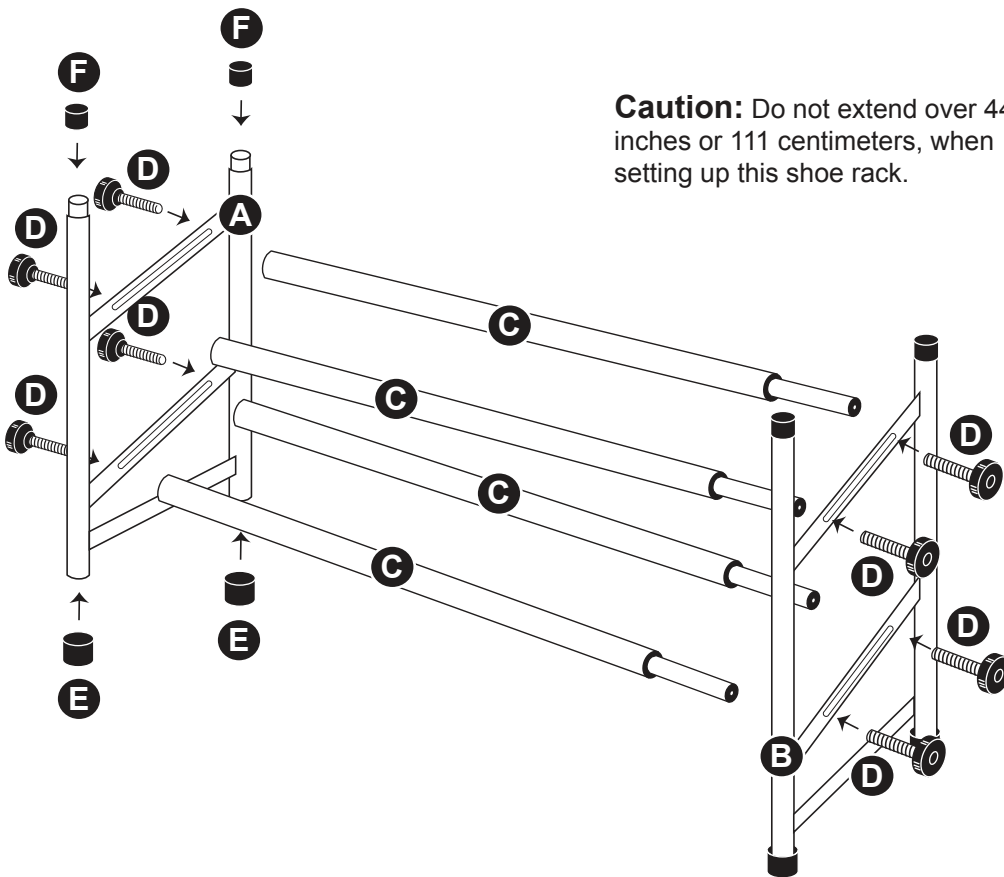


F 4 ea
Top cap

Assembly Time:
Less than 15 minutes.

This product's intended use is for shoe storage.

Tools Needed: No tools required.



Caution: Do not extend over 44 inches or 111 centimeters, when setting up this shoe rack.

Note: To stack two units (a second unit must be purchased separately) remove the top plastic caps (F) from one unit and the bottom plastic caps (E) from the other. Place the unit without the bottom caps on the tapered tops of the other unit.

